
























1: "Team Points"

<http://www.wcmasterscycling.asn.au/raceresults/2018Road.htm>

17Jun2018 11:38

Name	Rank	Pts	20/5 CB	27/5 N	3/6 PB	10/6 C	17/6 MH	
Unicorn Racing	 1 ▲ ₁	103	15	26	16	20	26	(27)
Team Arbitrage	 2 ▼ ₁	99	25	22	15	20	17	(18)
South Perth Rouleurs	 3 ▲ ₁	95	29	5	30	-	31	(48)
Woodvale Go Racing	 4 ▼ ₁	89	19	17	29	5	19	(26)
Gary Suckling Team	 5 ▲ ₂	69	20	5	15	10	19	(15)
Bicycle Center Cannington	 6 ▲ ₂	64	11	10	17	11	15	(14)
Team Brooks	 7 ▼ ₂	59	12	20	6	16	5	(10)
Eddy Hollands Bicycle Services	 8 ▼ ₂	58	10	15	10	18	5	(14)
Dome Coffee Cycling	 9	56	14	15	15	-	12	(9)
Northern Beaches Cycling Club	 10	52	16	16	5	-	15	(12)
Total Travel WA	 11 ▲ ₁	46	13	17	5	-	11	(8)
KHT Cycling Team	 12 ▼ ₁	40	15	15	5	-	5	(10)
Nascent Capital Cycling Team	 13 ▼ ₁	40	15	-	20	-	5	(7)
R1i Equipe Racing	 14	29	14	-	10	-	5	(5)
WCM	 15 ▲ ₁	25	5	5	5	5	5	(5)
Cyclemania	 16 ▼ ₁	23	5	5	8	5	-	(4)
Glen Parker Cycles	 17 ▲ ₁	15	-	-	5	5	5	(3)
Squadra RTR	 17 ▲ ₁	15	-	5	-	5	5	(3)
Squadra Barista	 19 ▼ ₂	14	8	-	6	-	-	(2)
Black Swan Racing	 20 ▼ ₂	10	5	-	5	-	-	(2)
Rota-M	 20 ▼ ₂	10	5	-	5	-	-	(2)
Roues Chaudes Cycling Team	 20 ▼ ₂	10	-	-	10	-	-	(2)
Vayda Sport	 23	10	-	-	10	-	-	(1)

2: "Individual"

<http://www.wcmasterscycling.asn.au/raceresults/2018Road.htm>

17Jun2018 11:38

Name	Rank	Pts	20/5 CB	27/5 N	3/6 PB	10/6 C	17/6 MH	
John Liso	1	37	11	5	8	5	8	(5)
Bob Stephens	2	30	7	6	6	6	5	(5)
Lee Jordan	3	29	6	5	7	6	5	(5)
Patrick Woods	4	29	-	10	6	8	5	(4)
Mark Yancazos	5 ^{▲1}	28	-	9	5	7	7	(4)
Neil Roscoe	5	28	5	5	13	-	5	(4)
Mark Taylor	7 ^{▲1}	25	5	5	5	5	5	(5)
Pat Briggs	7 ^{▲1}	25	5	5	5	5	5	(5)
Anthony Clews	9 ^{▲3}	25	5	7	7	-	6	(4)
Richard Barville	9 ^{▲7}	25	5	6	-	6	8	(4)
Gregory Gale	11 ^{▲35}	25	-	8	5	-	12	(3)
Wade McCann	12	24	5	5	9	-	5	(4)
Bradley Stalker	13 ^{▲1}	24	12	-	7	-	5	(3)
Brian Sing	14 ^{▲23}	23	7	8	-	-	8	(3)
Shane Cable	15 ^{▲7}	22	5	-	5	5	7	(4)
Justin Schultz	16 ^{▲1}	22	5	-	12	-	5	(3)
Jeffrey Kriel	17 ^{▲5}	21	5	5	5	-	6	(4)
Frank Bate	18 ^{▲41}	21	5	-	5	-	11	(3)
Keith Winch	18 ^{▲19}	21	8	7	-	-	6	(3)
Steve Burns	18 ^{▲1}	21	5	-	11	-	5	(3)
Wayde Keyser	18 ^{▼12}	21	9	-	5	7	-	(3)
Andrew Lilley	22	20	5	5	5	-	5	(4)
Colin Rose	22	20	5	5	5	-	5	(4)
Garry Horsfield	22	20	-	5	5	5	5	(4)
James Howard	22	20	5	5	-	5	5	(4)

2: "Individual"

<http://www.wcmasterscycling.asn.au/raceresults/2018Road.htm>

17Jun2018 11:38

Name	Rank	Pts	20/5 CB	27/5 N	3/6 PB	10/6 C	17/6 MH	
Jonathan (Jon) Nelson	22	20	-	5	5	5	5	(4)
Martin Depiazzi	22	20	5.	5.	-	5.	5.	(4)
Owen Henderson	22	20	5.	-	5	5.	5	(4)
Vim Sephton	22	20	-	5.	5	5	5	(4)
Wayne Thomson	22▼ ¹⁴	20	5.	5	5	5.	-	(4)
Eddy Pope	31▼ ²⁰	20	-	8	5	7	-	(3)
Peter Wilshaw	31▲ ⁶	20	10	-	5	-	5	(3)
Tony Anderson	31▲ ⁶	20	10	-	5	-	5	(3)
Graham Blyth	34▲ ¹²	19	7	6	-	-	6	(3)
Phil Davidson	34▲ ⁷	19	7	7	-	-	5	(3)
David Menarry	36▲ ⁶⁵	18	0	-	8	-	10	(3)
Paul Mackay	36▼ ²¹	18	5	5	8	-	-	(3)
Thomas Perry	38▲ ⁵⁷	17	-	10	-	-	7	(2)
Anthony West	39▲ ¹²	16	-	5	6	-	5	(3)
Diane Humphrey	39▼ ²¹	16	6	-	5	5	-	(3)
Ian Gregory	39▲ ¹²	16	6	-	5	-	5	(3)
John Hanson	39▲ ¹²	16	6	-	5	-	5	(3)
John O'Boyle	39▲ ¹²	16	5	6	-	-	5	(3)
Mathew Upton	39▲ ¹²	16	-	6	-	5.	5	(3)
Paul Henderson	45▼ ²⁶	16	11	-	5	-	-	(2)
Peter Hammond	45▼ ²⁶	16	5	-	11	-	-	(2)
Andrew Kirkham	47▼ ²⁵	15	5	5	5	-	-	(3)
Caroline Crow	47▲ ¹²	15	-	5	5	-	5	(3)
Chris Woodhead	47▲ ¹²	15	-	5	5	-	5	(3)
Gavin Wark	47▼ ²⁵	15	5.	5.	5	-	-	(3)

2: "Individual"

<http://www.wcmasterscycling.asn.au/raceresults/2018Road.htm>

17Jun2018 11:38

Name	Rank	Pts	20/5 CB	27/5 N	3/6 PB	10/6 C	17/6 MH	
Gregory Rossiter	47▲ ¹²	15	5	-	5	-	5.	(3)
Iain Dow-Vine	47▲ ¹²	15	5	5	-	-	5	(3)
Ian Lyne	47▲ ¹²	15	5	5	-	-	5	(3)
Jason Hapeta	47▼ ²⁵	15	-	5	5	5	-	(3)
John Shattock	47▲ ¹²	15	5	-	5	-	5	(3)
John Spicer	47▲ ¹²	15	5	-	5	-	5	(3)
Joshua Weidman	47▼ ²⁵	15	5	5	5	-	-	(3)
Leo Gott-Cumbers	47▲ ¹²	15	5	-	5	-	5	(3)
Liam Donley	47▲ ¹²	15	5	-	5	-	5	(3)
Margot Biggs	47▲ ¹²	15	5	-	5	-	5	(3)
Matthew Swan	47▲ ¹²	15	5	-	5	-	5	(3)
Melissa Robinson	47▲ ¹²	15	-	-	5	5.	5	(3)
Merv Byfield	47▲ ¹²	15	5	5	-	-	5.	(3)
Michelle McGowan	47▼ ²⁵	15	5	-	5	5	-	(3)
Ross Boaden	47▲ ¹²	15	0	-	10	-	5	(3)
Sam Bolton	47▲ ¹²	15	5	-	-	5	5	(3)
Tom O'Neill	47▲ ¹²	15	-	5	-	5.	5.	(3)
Vanessa Johnson	47▲ ¹²	15	5	-	5	-	5	(3)
Adam Ralph	69▼ ²⁸	14	5	-	9	-	-	(2)
Amanda Nabi	69▼ ²⁸	14	9	-	5	-	-	(2)
Ben Bartlett	69▲ ³³	14	8	-	-	-	6	(2)
Chris Beeck	69▲ ³⁰	14	-	-	9	-	5.	(2)
David Varcoe	69▲ ³⁷	14	5	-	-	-	9	(2)
Jon Gregg	69▼ ²⁸	14	-	9	-	5	-	(2)
Lee Bolden	69▼ ²⁸	14	8	-	6	-	-	(2)

2: "Individual"

<http://www.wcmasterscycling.asn.au/raceresults/2018Road.htm>

17Jun2018 11:38

Name	Rank	Pts	20/5 CB	27/5 N	3/6 PB	10/6 C	17/6 MH	
Luke Austin	69▲ ³⁷	14	-	-	5	-	9	(2)
Scott Sanders	77▼ ³¹	13	-	7	-	6	-	(2)
Katarzyna Pawikowska	78▲ ²⁵	12	0	-	7	-	5	(3)
Jarred Finnigan	79▼ ³⁰	12	-	5	-	7	-	(2)
Jason Boynton	79▼ ³⁰	12	5	-	7	-	-	(2)
Anke Hoskins	81▼ ³⁰	11	5	-	6	-	-	(2)
Fiona Vescoli-Finnigan	81▼ ³⁰	11	-	5	-	6	-	(2)
Katheryn Dines	81▼ ³⁰	11	6	-	5	-	-	(2)
Andrew Ballam	84▼ ²⁵	10	5.	-	5.	-	-	(2)
Andrew Highfield	84▼ ²⁵	10	5	-	5	-	-	(2)
Ben Madsen	84▼ ²⁵	10	5	-	5.	-	-	(2)
Bernie Swart	84▲ ²²	10	-	5.	-	-	5.	(2)
Brett Clapham	84▲ ²²	10	-	-	-	5	5	(2)
Cameron Dawson	84▼ ²⁵	10	5	-	5	-	-	(2)
Chris Glasby	84▼ ²⁵	10	-	5	5	-	-	(2)
Colin Day	84▼ ²⁵	10	-	-	5.	5	-	(2)
Dave Harwood	84▼ ²⁵	10	-	5	5	-	-	(2)
David Irvine	84▲ ²²	10	-	-	5	-	5	(2)
Gerry Allen	84▼ ²⁵	10	-	5	5.	-	-	(2)
Kylie Anticich	84▼ ²⁵	10	5	5.	-	-	-	(2)
Laurensia Rosana	84▼ ²⁵	10	5	-	5	-	-	(2)
Lawrence Fahey	84▲ ²²	10	-	5	-	-	5	(2)
Lee Parker	84▼ ²⁵	10	5.	5.	-	-	-	(2)
Mark Williamson	84▲ ²²	10	5	-	-	-	5.	(2)
Michael Tapscott	84▼ ²⁵	10	-	5	5	-	-	(2)

2: "Individual"

<http://www.wcmasterscycling.asn.au/raceresults/2018Road.htm>

17Jun2018 11:38

Name	Rank	Pts	20/5 CB	27/5 N	3/6 PB	10/6 C	17/6 MH	
Nathan Jones	84▼ ²⁵	10	-	5	-	5	-	(2)
Nick Foster	84▼ ²⁵	10	5.	5.	-	-	-	(2)
Paul Lamond	84▼ ²⁵	10	5	5	-	-	-	(2)
Paul McMurtrie	84▲ ²²	10	5	-	-	-	5	(2)
Paul Prottey	84▼ ²⁵	10	5	-	5	-	-	(2)
Phil Deisel	84▼ ²⁵	10	5	-	5	-	-	(2)
Steve Oates	84▲ ²²	10	5	-	-	-	5	(2)
Steve Ryan	84▲ ²²	10	5	-	-	-	5	(2)
Taylor Wilcock	84▲ ²²	10	-	5	-	-	5	(2)
Troy Drewett	84▼ ²⁵	10	-	5	5	-	-	(2)
Drew Mitchell	111	10	-	-	-	-	10	(1)
Julian Chipper	111▼ ¹⁶	10	-	-	10	-	-	(1)
Julian Lowes	111▼ ¹⁶	10	10	-	-	-	-	(1)
Tom Ford	111▼ ¹⁶	10	-	-	10	-	-	(1)
Henry Morley	115	9	-	-	-	-	9	(1)
Stuart Hobson	115▼ ¹⁶	9	9	-	-	-	-	(1)
Gavin Lawson	117▼ ¹³	7	7	-	-	-	-	(1)
Jill Pope	117	7	-	-	-	-	7	(1)
Michelle McLintock	119▼ ¹⁴	5	0	-	5.	-	-	(2)
Andrew Brierley	120	5	-	-	-	-	5	(1)
Andrew Simpson	120	5	-	-	-	-	5	(1)
Anthony Doherty	120▼ ¹⁴	5	-	-	5	-	-	(1)
Brett Fowler	120▼ ¹⁴	5	-	-	-	5.	-	(1)
Chris Brown	120▼ ¹⁴	5	-	5	-	-	-	(1)
Christian Singleton	120	5	-	-	-	-	5.	(1)

2: "Individual"

<http://www.wcmasterscycling.asn.au/raceresults/2018Road.htm>

17Jun2018 11:38

Name	Rank	Pts	20/5 CB	27/5 N	3/6 PB	10/6 C	17/6 MH	
Daniel Harvey	120▼ ¹⁴	5	-	-	5	-	-	(1)
Daniel Hughes-d'Aeth	120▼ ¹⁴	5	-	-	5	-	-	(1)
David Ellis	120▼ ¹⁴	5	-	-	5	-	-	(1)
David Walker	120▼ ¹⁴	5	5	-	-	-	-	(1)
Dean Roser	120▼ ¹⁴	5	-	-	5	-	-	(1)
Denis Lawrance	120▼ ¹⁴	5	-	5	-	-	-	(1)
Derek Crowther	120▼ ¹⁴	5	-	-	5	-	-	(1)
Doug Stewart	120▼ ¹⁴	5	5.	-	-	-	-	(1)
Eddie Hollands	120▼ ¹⁴	5	-	-	5	-	-	(1)
Emma Tattum	120▼ ¹⁴	5	-	-	5	-	-	(1)
Giovanni Carnicelli	120▼ ¹⁴	5	5	-	-	-	-	(1)
Graham Rankine	120▼ ¹⁴	5	5.	-	-	-	-	(1)
Graham Thornton	120	5	-	-	-	-	5.	(1)
Greg Bayley	120	5	-	-	-	-	5	(1)
Gregory Smith	120▼ ¹⁴	5	-	-	-	5	-	(1)
Jaimie Kirkwood	120▼ ¹⁴	5	-	-	5	-	-	(1)
Jamie Bell	120▼ ¹⁴	5	-	-	5	-	-	(1)
Jarrold Bell	120	5	-	-	-	-	5	(1)
JC Van der Walt	120▼ ¹⁴	5	-	-	-	5.	-	(1)
Jeremy Outschoorn	120▼ ¹⁴	5	-	-	5	-	-	(1)
Joey Rawson	120▼ ¹⁴	5	-	-	5	-	-	(1)
Jon Hanson	120	5	-	-	-	-	5	(1)
Kevin McIllduff	120▼ ¹⁴	5	-	-	5	-	-	(1)
Kevin Taylor	120▼ ¹⁴	5	-	5	-	-	-	(1)
Magnus Rudisele	120▼ ¹⁴	5	-	5.	-	-	-	(1)

2: "Individual"

<http://www.wcmasterscycling.asn.au/raceresults/2018Road.htm>

17Jun2018 11:38

Name	Rank	Pts	20/5 CB	27/5 N	3/6 PB	10/6 C	17/6 MH	
Maurice Berger	120▼ ¹⁴	5	5	-	-	-	-	(1)
Michael Piromalli	120▼ ¹⁴	5	5.	-	-	-	-	(1)
Nader El Sayed	120▼ ¹⁴	5	-	-	-	5.	-	(1)
Nathan Brown	120▼ ¹⁴	5	-	5	-	-	-	(1)
Nick Cowie	120▼ ¹⁴	5	-	-	-	5	-	(1)
Paul Hearne	120▼ ¹⁴	5	5	-	-	-	-	(1)
Philip Johnston	120▼ ¹⁴	5	-	5	-	-	-	(1)
Roberta Richardson	120▼ ¹⁴	5	5	-	-	-	-	(1)
Scott Ayles	120▼ ¹⁴	5	5	-	-	-	-	(1)
Shaun Oneill	120▼ ¹⁴	5	5	-	-	-	-	(1)
Shirley Dow-Vine	120▼ ¹⁴	5	5	-	-	-	-	(1)
Simon Duncalf	120▼ ¹⁴	5	-	-	5.	-	-	(1)
Stacey Thomas	120▼ ¹⁴	5	5	-	-	-	-	(1)
Stephen Farran	120▼ ¹⁴	5	-	-	5	-	-	(1)
Stephen McNeilly	120▼ ¹⁴	5	-	5	-	-	-	(1)
Stuart Murray	120▼ ¹⁴	5	5.	-	-	-	-	(1)
Tim James	120▼ ¹⁴	5	-	5	-	-	-	(1)
Tony Smith	120▼ ¹⁴	5	-	-	5	-	-	(1)
Mitchell Henville	169▼ ¹⁰	0	-	-	0	-	0	(2)
Sergio Dionisio	169▼ ¹⁰	0	-	-	0	-	0.	(2)
Tim Hopkins	169▼ ¹⁰	0	-	-	0	-	0	(2)
Andrew Caltabiano	172▼ ¹³	0	-	-	0	-	-	(1)
Chris Fox	172	0	-	-	-	-	0	(1)
David Newton	172▼ ¹³	0	-	-	-	0	-	(1)
Fabio Petro	172▼ ¹³	0	0.	-	-	-	-	(1)

2: "Individual"

<http://www.wcmasterscycling.asn.au/raceresults/2018Road.htm>

17Jun2018 11:38

Name	Rank	Pts	20/5 CB	27/5 N	3/6 PB	10/6 C	17/6 MH	
Ginny Donley	172▼ ¹³	0	-	-	0	-	-	(1)
Jon-Paul Grygorcewicz	172▼ ¹³	0	-	-	0	-	-	(1)
Lutz Sprengel	172▼ ¹³	0	0	-	-	-	-	(1)
Mike Barr	172▼ ¹³	0	-	0	-	-	-	(1)
Phil Drayson	172	0	-	-	-	-	0	(1)